

BATTERY

GP-5122800-LR

GOOG

POWER

RACK MOUNTED LI-ION BATTERY 51.2V, 280Ah

Features

SAFETY

- + Prismatic LiFePO₄ cells-3.2V280Ah, Longer cycle life and much more safety.
- + Low voltage system, safety for application.
- + Cell certification IEC62619, UL1973, UL9540A.
- + UN38.3 certification for system.

DESIGN

- + Standard 19" rack design.
- + Flexible and easily installation.
- + -20~+55°C widely temperature range.
- + Maintenance free.

SCALABILITY

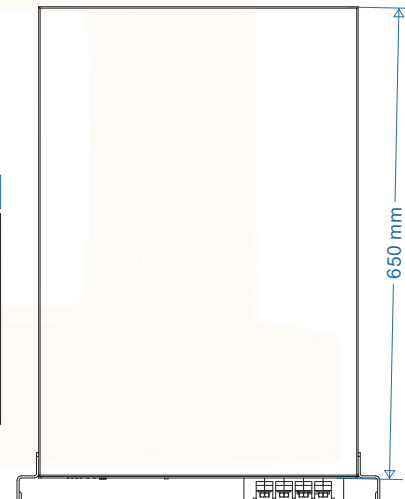
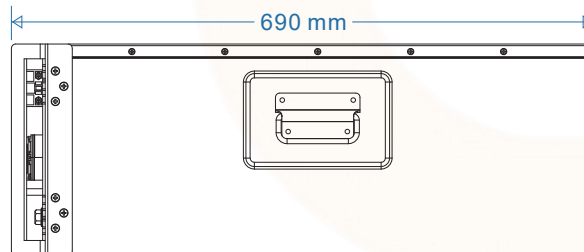
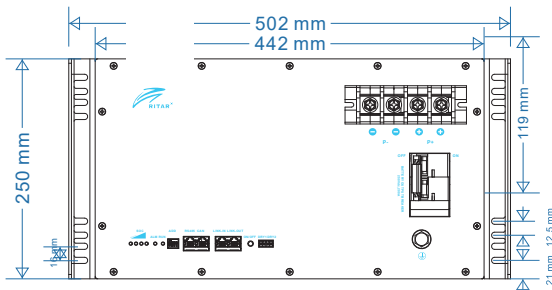
- + Parallel support for more energy.
- + Optional accessories for Bluetooth module, Heater.

BATTERY MANAGEMENT SYSTEM

- + Independent protection for charge and discharge.
- + SOC, SOH display and PC software for detailed operation.
- + OVP, LVP, OCP, OTP, LTP protection.
- + RS485, CAN, communication port.



Dimension



GREAT POWER FROM GOGO POWER

BATTERY

GP-5122800-LR

Model	GP-5122800-LR
Nominal Voltage [V]	51.2
Nominal Capacity [Ah]	280
Total Energy [Wh]	14336
Dimension (W*D*H, mm)	442*650*250
Weight [Kg]	105
Max. Charging Current [A]	100
Max. Discharging Current [A]	140
Pulse Discharge Current	200A @10S
Charging Voltage [V] [Recommend]	55.2~58.4 [57]
End of Discharge Voltage [V] [Recommend]	44.8 [47] (Backup Application) / 48 (Cycle Application)
Operation Humidity	0~95% RH (No condensing)
Operating Temperature Range	Charge: 0 ~ +55°C; Discharge: -20 ~ +55°C
Cycles(25°C,0.5C,80%DOD)	>6000
Designed Calendar Life	10 Years
Communication interface	RS485, CAN
Protection	Over voltage , Low voltage, Over current, Over Temperature, Low Temperature, Short circuit
Parallel Support	Yes, Max. 15 Sets
Series Support	Not support

LED Indicator Description

Status	Nominal Warning Protection	RUN		SOC				Description
		●	●	●	●	●	●	
Shut down	Dormancy	OFF	OFF	OFF	OFF	OFF	OFF	
Standby	Nominal	Flash 1	OFF	Follow module capacity				Standby
	Warning	Flash 1	Flash 3	Follow module capacity				Module at low voltage
Charge	Nominal	ON	OFF	Follow module capacity				
	Warning	ON	Flash 3	Follow module capacity				
	Over-charge Protection	ON	OFF	ON	ON	ON	ON	LED turn to standby if no power supply
	Temperature, over-current, Failure protection	OFF	OFF	OFF	OFF	OFF	OFF	Stop charging
Discharge	Nominal	ON	OFF	Follow module capacity				
	Warning	ON	Flash 3	Follow module capacity				
	Under voltage Protection	OFF	OFF	OFF	OFF	OFF	OFF	Stop discharging
	Temperature, over-current, short circuit, failure protection	OFF	ON	OFF	OFF	OFF	OFF	Stop discharging
Failure		OFF	ON	OFF	OFF	OFF	OFF	Stop charging and discharging

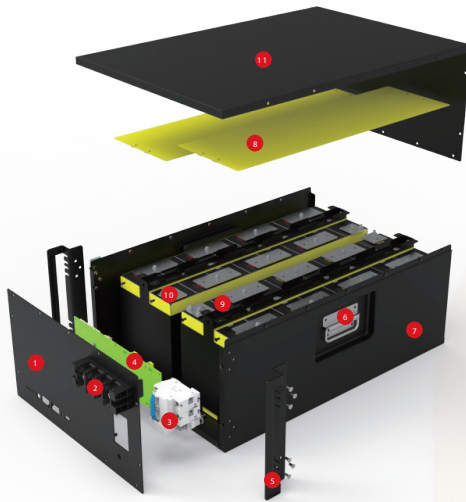
Note:
Flash 1: light 0.25s/off 3.75s
Flash 2: light 0.5s / off 0.5s
Flash 3: light 0.5s / off 1.5s

BATTERY

GP-5122800-LR

internal structure

- | | |
|----------------------------------|------------------------------------|
| 1 Front Panel-SPCC with spraying | 7 Case -SPCC with spraying |
| 2 Power Terminal -150A | 8 Epoxy board |
| 3 Controlled MCB -DC 200A | 9 LiFePO4 cell - 3.2V 205Ah, 1P16S |
| 4 BMS - 16S 150A | 10 Aluminum - AL1060 |
| 5 Brackets-SPCC with spraying | 11 Top Cover -SPCC with spraying |
| 6 Handle- Stainless steel | |



Front Panel

