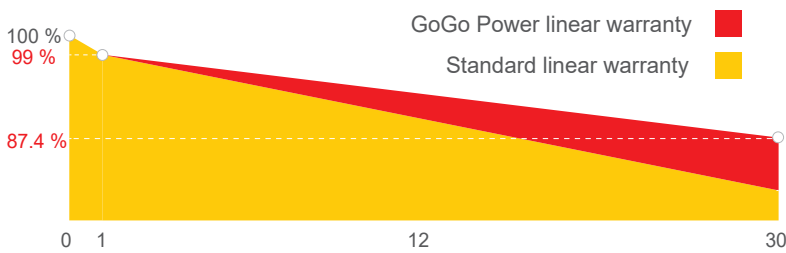


SOLAR PANEL BIFACIAL MODULE


GP610W#BPVN

BIFACIAL MODULE

Industry-leading Warranty based on nominal power



610 Watt N-Type
Module efficiency(%)
(22.6%)



Features



PID Resistance

Excellent Anti-PID performance guarantee via optimized mass-production process and materials control.



Lower LCOE

Higher bifaciality, higher power output and lower BOS cost



SMBB Technology

Better light trapping and current collection to improve module power output and reliability.



Hot 2.0 Technology

The N-type module with Hot 2.0 technology has better reliability and lower LID/LETID.



Extended wind and snow load tests

Module certified to withstand extreme wind (2400 Pascal) and snow loads (5400 Pascal) *



Excellent weak light performance

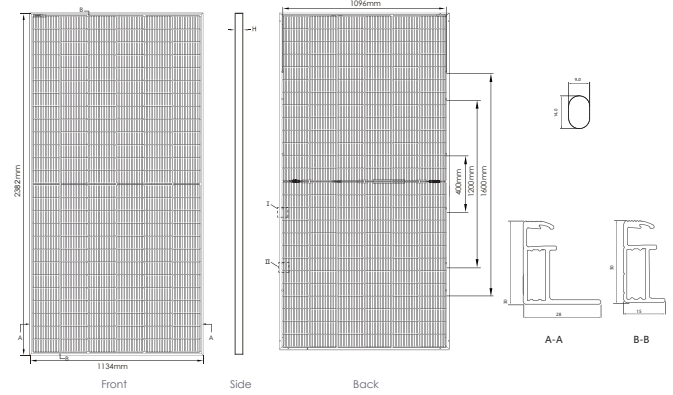
More power output in weak light condition, such as cloudy, morning and sunset

SOLAR PANEL

BIFACIAL MODULE

MECHANICAL SPECIFICATIONS

Cell Type	N type Mono-crystalline
Cell Dimensions	191.6*182mm
Cell Arrangement	144 (6*12)
Weight	33.5KG
Module Dimensions	2382*1134*30mm
Cables	4.0mm2(+): 300mm , (-): 300mm or Customized Length
Front Glass	2.0mm, Anti-Reflection Coating
Back Glass	2.0mm, Heat Strengthened Glass
No. of Bypass Diodes	3/6
Packing Configuration	36pcs/pallet, 720pcs/40hq
Frame	Anodized Aluminium Alloy
Junction Box	IP68



ELECTRICAL SPECIFICATIONS

Module Type	GP610W#BPVN	
Testing Condition	STC	NMOT
Rated output (Pmp/Wp)	610	459
Maximum Power Voltage(Vmpp/V)	45.60	42.35
Maximum Power Current(Imp/A)	13.38	10.83
Open Circuit Voltage(Voc/V)	55.30	52.53
Short Circuit Current(Isc/A)	14.3	11.33
Module efficiency(%)	22.6%	
Power Tolerance (W)	0~+5	

STC: Irradiance 1000W/m², Cell Temperature 25°C, Air Mass AM1.5 NMOT: Irradiance at 800W/m², Ambient Temperature 20°C, Air Mass AM1.5, Wind Speed 1m/s

TEMPERATURE CHARACTERISTICS

NMOT Temperature	45°C ± 2 °C
Temperature Coefficient (Pmax)	-0.30%/°C
Temperature Coefficient (Voc)	-0.25%/°C
Temperature Coefficient (Isc)	0.046%/°C

MAXIMUM RATINGS

Maximum System Voltage	1500V DC(IEC)
Operating Temperature	-40°C ~ +85°C
Maximum Series Fuse	30A
Static Loading	Snow Loading: 5400Pa/ Wind Loading: 2400Pa
Conductivity at Ground	≤ 0.1Ω
Safety Class	II
Resistance	≥ 100MΩ
Refer. Bifacial Factor	80% ± 5%

CURVE & TEMPERATURE DEPENDENCE

