

BATTERY

GP-122000-TJ

GOOD
POWER

Tall Tubular Battery
12V , 200Ah



Features

- > HADI Tubular Technology using high pressure casting for flawless grid.
- > High Acid volume per ampere hour to avoid battery going dry for longer life.
- > Latest PE Industrial Sleeve Separator for double life.
- > Deep Cycle Design for quick recovery from high depth of discharge.
- > Low self-discharge for longer shelf life
- > Resistance to abuse due to deep discharge
- > Very Low maintenance.
- > Heavy Duty Terminals suitable for carrying heavy current.
- > Made of 99.97% purity which enhances performance.

C10

Constant-Voltage Charge

Model	Voltage	Capacity	Maximum Overall Dimension (mm)		
			Length	Width	Height
GP-122000-TJ	12V	200 Ah	503	190	406
Weight (Kg.)	68±3%				

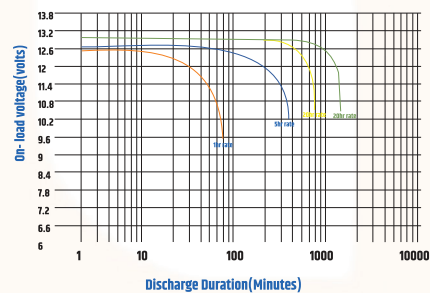
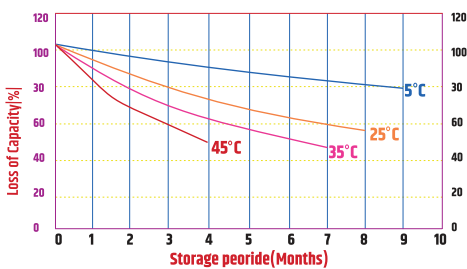
Battery Discharge Table

End Voltage(V)	Hour (H)							
	1	2	3	4	5	8	10	20
10.20	110	71.3	53.7	43.1	35.3	25.8	21	12.4
10.50		67.3	50.7	41.1	34.3	24.8	20.5	11.9
10.80	100	63.3	47.5	39.1	33.3	23.8	20	11.4

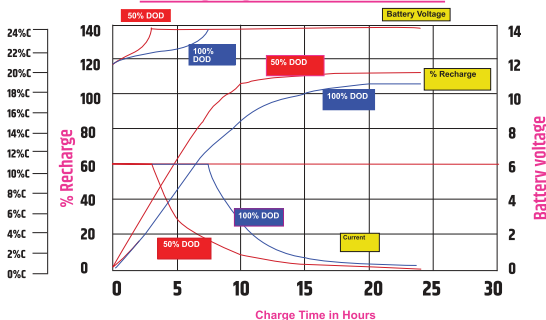
Constant power Discharge data sheet (Watt at 27°C)

10.20	1328	827	559	538	407	313	268	161
10.50	1300	792	529	505	398	310	258	153
10.80	1228	748	496	480	394	309	223	144

Self Discharge Characteristics-Tubular Batteries



Charging Characteristic



Battery life(Cycles) of a Solar Battery in relation to the depth of the discharge

