

SOLAR PANEL


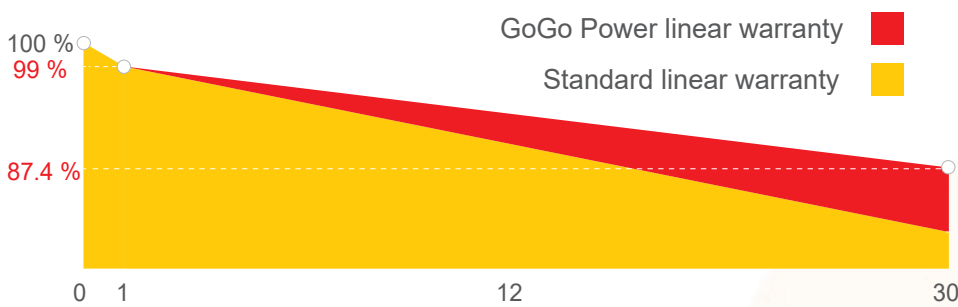
BIFACIAL MODULE

620 Watt N-Type

620 Watt N-Type
Module efficiency(%)
(23.0%)

BIFACIAL MODULE

Industry-leading Warranty based on nominal power



Features



PID Resistance

Excellent Anti-PID performance guarantee via optimized mass-production process and materials control.



Hot 2.0 Technology

The N-type module with Hot 2.0 technology has better reliability and lower LID/LETID.



Lower LCOE

Higher bifaciality, higher power output and lower BOS cost



Extended wind and snow load tests

Module certified to withstand extreme wind (2400 Pascal) and snow loads (5400 Pascal) *



SMBB Technology

Better light trapping and current collection to improve module power output and reliability.



Excellent weak light performance

More power output in weak light condition, such as cloudy, morning and sunset

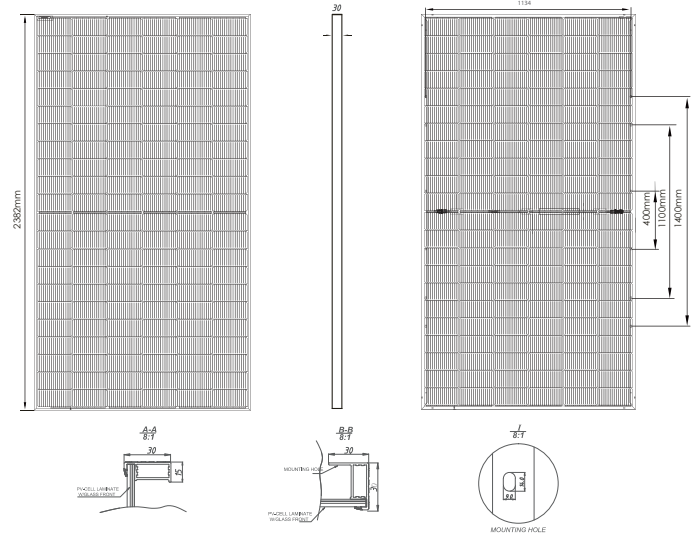
SOLAR PANEL BIFACIAL MODULE

GOOG

POWER

MECHANICAL SPECIFICATIONS

Cell Type	N type Mono-crystalline
Cell Dimensions	210*182mm
Cell Arrangement	132 (6*22)
Weight	33.5KG
Module Dimensions	2382*1134*30mm
Cable Length	Portrait 300mm/Customized
Cable Cross Section Size	TUV: 4mm ² /UL: 12AWG
Front Glass	2.0mm, Anti-Reflection Coating
Back Glass	2.0mm, Heat Strengthened Glass
No. of Bypass Diodes	3/6
Packing Configuration	36pcs/pallet, 720pcs/40hq
Frame	Anodized Aluminium Alloy
Junction Box	IP68



ELECTRICAL SPECIFICATIONS

Module Type	GP620W#BPVN	
	STC	NMOT
Testing Condition	STC	NMOT
Rated output (Pmp/Wp)	620	471.9
Maximum Power Voltage(Vmpp/V)	40.91	38.88
Maximum Power Current(Imp/A)	15.16	12.14
Open Circuit Voltage(Voc/V)	48.78	46.36
Short Circuit Current(Isc/A)	16.05	12.89
Module efficiency(%)	23.0%	
Power Tolerance (W)	0~+5	

STC: Irradiance 1000W/m², Cell Temperature 25°C, Air Mass AM1.5 NMOT: Irradiance at 800W/m², Ambient Temperature 20°C, Air Mass AM1.5, Wind Speed 1m/s

TEMPERATURE CHARACTERISTICS

NMOT Temperature	44°C ±2 °C
Temperature Coefficient (Pmax)	-0.28%/°C
Temperature Coefficient (Voc)	-0.23%/°C
Temperature Coefficient (Isc)	0.045%/°C

MAXIMUM RATINGS

Maximum System Voltage	1500V DC(IEC)
Operating Temperature	-40°C ~ +85°C
Maximum Series Fuse	30A
Static Loading	Snow Loading: 5400Pa/ Wind Loading: 2400Pa
Conductivity at Ground	≤0.1Ω
Safety Class	II
Resistance	≥100MΩ

CURVE & TEMPERATURE DEPENDENCE

